

FE500 MANUAL SERIES SYSTEMS

The FE500 System has been relied upon for nearly 20 years, offering maximum versatility and a quick, simple operation. As our most economical solution, the easy-to-use securement system is available in a variety of buckle assemblies and attachment styles to offer users a choice.



STANDARDS COMPLIANCE

FE500 Manual Series Systems when properly used with a complete Sure-Lok System, comprised of wheelchair tie-down, a complete occupant restraint system (including lap and shoulder belt), track and anchorages are designed to meet the following requirements where applicable:

- 30mph/20g Impact Test Criteria per SAE J2249
- 30mph/20g Impact Test Criteria per National Standards for School Buses
- 30mph/20g Impact Test Criteria per Canadian Z605 Standard
- 30mph/20g Impact Test Criteria per ISO 10542 Standard
- 49 CFR Part 38 Americans with Disabilities Act (ADA)
- 49 CFR Part 571.222 (FMVSS 222) School Bus Passenger Seating and Crash Protection
- FMVSS 302 Flammability Test
- Certificates of Conformance available upon request.



1. The FE500 Manual Series Systems offer an economical solution for your wheelchair securement needs.
2. Cam Buckle tie-downs are easy to use and are designed for attachment to the front securement point of the wheelchair only.
3. Overcenter Buckle tie-downs can be used in the front or rear securement points of the wheelchair. They are quick and easy to operate and are a popular choice.
4. Shown with Ratchet Buckle tie-downs, the Parallel Lap Belt attaches directly to the floor track and provides an occupant restraint system that secures the passenger separately and independently from the wheelchair securement system.
5. Once you have the wheelchair centered between the tracks and locked, you are then ready to secure the wheelchair and the occupant.
6. The highly adaptable, 1 inch wide tie-down uses a snap hook and D-ring configuration. It provides easy attachment to a variety of wheelchair designs allowing the webbing to conform to the structural frame of the wheelchair, minimizing scratches and dents.



WARNING

Always secure the occupant in the vehicle with a complete Sure-Lok Occupant Restraint System, consisting of lap and shoulder belts. Secure the wheelchair in the vehicle with a Sure-Lok Wheelchair Tie-Down System.

FE500 MANUAL SERIES SYSTEMS

Determine which FE500 System is right for you. Select the Floor Anchor type you have or want installed, and choose the attachment style. Then just order the corresponding kit part number. It's that easy. Tie-down assembly part numbers are listed in the chart below and tie-down kit part numbers are in the charts on the opposite page. For more information on occupant restraints, refer to pages 20-25.



EXAMPLE OF KIT FE514S-1



CAM BUCKLE	OVERCENTER BUCKLE	RATCHET BUCKLE	L TRACK
FE200602	FE200603	FE200783	SNAP HOOK & D RING
FE200602RS	FE200603RS	FE200783RS	RIGHT HAND S-HOOK
FE200602LS	FE200603LS	FE200783LS	LEFT HAND S-HOOK

CAM BUCKLE	OVERCENTER BUCKLE	RATCHET BUCKLE	A TRACK
FE200619	FE200620	FE200782	SNAP HOOK & D RING
FE200619RS	FE200620RS	FE200782RS	RIGHT HAND S-HOOK
FE200619LS	FE200620LS	FE200782LS	LEFT HAND S-HOOK





WARNING

Always use two of the same, identical style buckle tie-downs for attachment to the front securement points of the wheelchair and two of the same, identical style buckle tie-downs for attachment to the rear securement points. Mixing types of tie-downs may not provide equal tension and could result in the wheelchair not being properly secured.


WARNING

Always use Ratchet or Overcenter Buckle tie-downs for attachment to the rear securement points of the wheelchair. Never use Cam Buckle tie-downs for attachment to the rear securement points of the wheelchair as they will not meet system performance requirements.

FE500 KITS WITHOUT OCCUPANT RESTRAINTS

FLOOR ANCHOR TYPE	ATTACHMENT STYLE	KIT PN	PN IN KIT	QTY	OCCUPANT RESTRAINT	
L TRACK 	SNAP HOOK & D-RING	FE514	FE200602 FE200603	2 2	<p>For available Occupant Restraints, refer to pages 20-25.</p> <p>WARNING Always secure the occupant in the vehicle with a complete Sure-Lok Occupant Restraint System, consisting of lap and shoulder belts. Secure the wheelchair in the vehicle with a Sure-Lok Wheelchair Tie-Down System.</p>	
		FE517	FE200603	4		
		FE522	FE200602 FE200783	2 2		
		FE523	FE200783	4		
	S-HOOK	FE514S	FE200602RS FE200602LS FE200603RS FE200603LS	1 1 1 1		
		FE517S	FE200603RS FE200603LS	2 2		
		FE522S	FE200602RS FE200602LS FE200783RS FE200783LS	1 1 1 1		
		FE523S	FE200783RS FE200783LS	2 2		
	A TRACK 	SNAP HOOK & D-RING	FE501	FE200619 FE200620		2 2
			FE510	FE200620		4
			FE520	FE200619 FE200782		2 2
			FE521	FE200782		4
S-HOOK		FE501S	FE200619RS FE200619LS FE200620RS FE200620LS	1 1 1 1		
		FE501S	FE200620RS FE200620LS	2 2		
		FE520S	FE200619RS FE200619LS FE200782RS FE200782LS	1 1 1 1		
		FE521S	FE200782RS FE200782LS	2 2		

FE500 KITS WITH OCCUPANT RESTRAINTS

FLOOR ANCHOR TYPE	ATTACHMENT STYLE	KIT PN	PN IN KIT	QTY	OCCUPANT RESTRAINT
L TRACK 	S-HOOK	FE514S-1	FE200602RS FE200602LS FE200603RS FE200603LS Q5-7571-A	1 1 1 1 4	FE200595 FE200710 See example of this kit on previous page.
	SNAP HOOK & D-RING	FE576	FE200602 FE200603 FE200595 FE200599	2 2 1 1	FE200599 FE200595