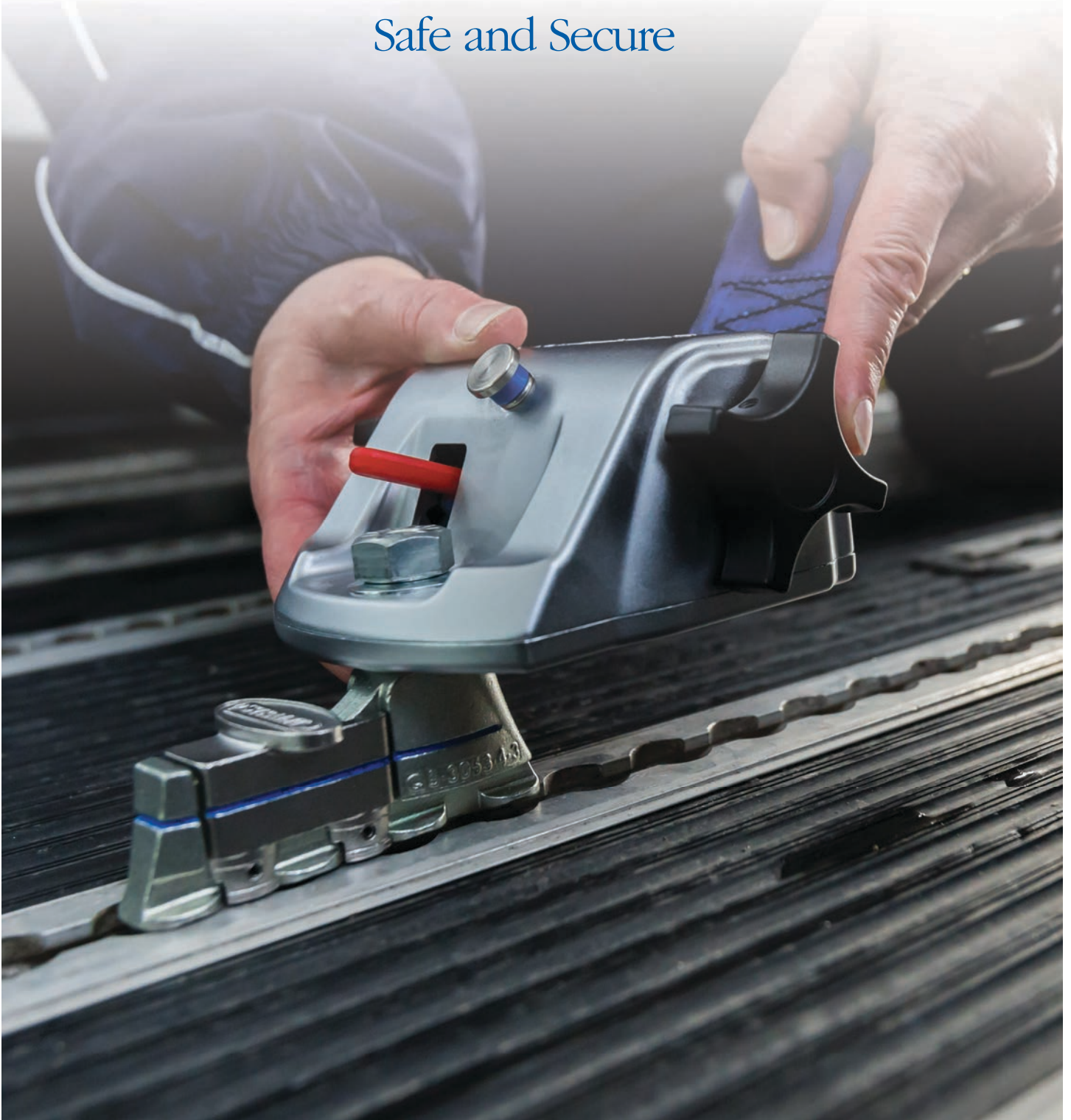


SURE-L[®]  **K[®]**

Safe and Secure



SAFETY YOU CAN BE SURE OF.

SELECTING YOUR SURE-LOK SYSTEM

This catalog was designed to help you choose the proper Sure-Lok Wheelchair Securement and Occupant Restraint System. This catalog provides information for the following products:

- Retractor Wheelchair Securement Systems
- Manual Wheelchair Securement Systems
- Occupant Restraint Systems
- Floor Anchor Systems
- Accessories

This catalog is not all-inclusive and will not cover or represent every application, installation or operation. If you are unsure about a particular product or application, there are training and reference materials available. Please contact Sure-Lok at 866-787-3565 or refer to our website at www.sure-lok.com.



Important Safety Information

Select Sure-Lok Products Suitable for Your Application

The Sure-Lok products that you select must be suitable for your particular application. All products shown in this catalog are designed and intended to be installed and operated with the occupant in a forward-facing orientation within the vehicle. Installation of products that are not suitable or are installed in an unsuitable manner may compromise proper securement of the wheelchair and occupant, causing injury or death to the occupant, other passengers or driver and wheelchair damage.

Read and Understand Sure-Lok Product Information

Always read and understand the operation instructions that come with Sure-Lok products, warnings and in-vehicle decals and review the training video at www.sure-lok.com. These materials provide further information regarding installation and operation. Always provide these materials to the user of the system and keep them with the vehicle at all times.

Use Sure-Lok Products as Manufactured

Always use Sure-Lok Wheelchair Securements, Occupant Restraint Systems, Track and Anchorages together. Do not modify or substitute with other non-Sure-Lok products. When used as recommended, Sure-Lok products conform to current, applicable industry standards and government regulations as stated in this catalog.

Review Application, Installation and Operation

A qualified person (an individual properly trained in securing mobility aides and positioning occupant restraints) must ensure that the intended application conforms to current, applicable industry standards and government regulations regarding the installation of wheelchair securement and occupant restraint systems.

The vehicle and/or seat manufacturer and/or vehicle modifier must review and approve the system's location, method of installation and operation of the securement system. The vehicle floor and sidewall structures, where the system anchorages are attached, must have sufficient strength to meet applicable federal government and recommended industry standards.

Not all wheelchairs (e.g. scooter) are endorsed by their manufacturer for use as an occupant seat when transporting an individual in a motor vehicle. Contact the manufacturer of your wheelchair for their recommendation regarding alternative seating options.

Some wheelchairs are compliant with the ANSI/RESNA transit safety standard WC-19, which means that they have been dynamically tested. To determine if your wheelchair is ANSI/RESNA WC-19 compliant, refer to your wheelchair's labeling or owner's manual or contact the wheelchair manufacturer.

SAFETY YOU CAN BE SURE OF.

Sure-Lok is a leading manufacturer of wheelchair securements and occupant restraint systems for transporting individuals with special needs. Every product we manufacture is carefully engineered and tested to ensure it performs properly when used correctly. The quality of each product is evident in our design and development, in the materials we choose, our manufacturing process and in the training and support we provide.



TRAINING PROGRAM

SLCD03 DVD formatted
SLVHS03 VHS formatted

Safe & Secure Training Program

A valuable resource for new-hire and refresher training. The program incorporates a leader's guide, video, certificates of completion, interactive curriculum and covers a variety of important topics such as:

- Pre-Trip Assessment
- Sensitivity Training
- Component & Assembly Operation
- Securing the Wheelchair
- Securing the Occupant
- System Care and Maintenance



On-site training and certification available upon request.

View the Safe & Secure Training Video free of charge on our website at www.sure-lok.com

TABLE OF CONTENTS

AL800 Series Systems & Accessories.....	4-7
AL700 Titan Series Systems & Accessories	8-11
FF600 Retractor Series Systems & Accessories.....	12-15
FE500 Manual Series Systems.....	16-19
Occupant Restraint Systems & Accessories.....	20-25
OMNI Floor Anchor Systems & Accessories.....	26-28
General Accessories	29
GO2 Oxygen Holder	30-31
Floor Anchor System Applications	32-37

TITAN 800 SERIES SYSTEMS

In addition to its familiar technology and distinctive blue webbing, the new TITAN800 was built with an innovative energy distribution design for maximum load capacity to meet the latest industry regulations. The TITAN800 is equipped with stronger webbing to withstand the higher load requirements of WC18, J-Hook attachments that keep webbing flat and untwisted and innovative PLI fitting that tells operators when the retractor is locked into place.



ACCESSORIES

AL801061

Series L Connector Assembly Kit

This kit converts Titan800 wheelchair tie-down retractor assemblies to a Series L Track application.



Q8-7580SL

SNC Cleat Connector Assembly Kit

This kit converts Titan800 wheelchair tie-down retractor assemblies to a SNC Cleat fitting application.



STANDARDS COMPLIANCE

TITAN800 retractors, when properly used with a complete Sure-Lok System (comprised of wheelchair tie-down, a complete occupant restraint system, including lap and shoulder belt), track and anchorages are designed to meet the following requirements where applicable:

- Meets the REquierments of WC18
- 30mph/20g Impact Test Criteria per SAE J2249
- 30mph/20g Impact Test Criteria per National Standards for School Buses
- 30mph/20g Impact Test Criteria per Canadian Z605 Standard
- 49 CFR Part 38 Americans with Disabilities Act (ADA)
- 49 CFR Part 571.222 (FMVSS 222) School Bus Passenger Seating and Crash Protection
- FMVSS 302 Flammability Test
- Certificates of Conformance available upon request.



1. The TITAN800 is built with an energy distribution design and stronger webbing to withstand the higher load requirements of the newest standards.
2. J-hook attachment improves your belt angles by minimizing twists.
3. The low-profile bracket on the TITAN800 retractor is close to the ground and the chrome-plated case provides a cleaner, sleeker appearance.
4. Titan's low-profile design minimizes interference with most wheelchairs. With the auto-tensioning feature, webbing automatically retracts into the housing and stays off the floor – keeping it cleaner and longer lasting.
5. The stud fitting, located at the top of the retractor case, provides an easy attachment point for integrated occupant restraint systems.



WARNING

Always secure the occupant in the vehicle with a complete Sure-Lok Occupant Restraint System, consisting of lap and shoulder belts. Secure the wheelchair in the vehicle with a Sure-Lok Wheelchair Tie-Down System.

TITAN800 SERIES SYSTEMS

Determine which Titan Retractor System is right for you. Select the Floor Anchor type you have or want installed. Then just order the corresponding kit part number. It's that easy. Retractor assembly part numbers are listed in the chart below and retractor kit part numbers are in the charts on the opposite page. For more information on occupant restraints, refer to pages 20-25.

EXAMPLE OF KIT AL812S-4C-7



AL700868-4

AL800855S (4)









L TRACK	SNC
AL800855S	AL800944S-SNC
	




**SNC
FLOOR ANCHOR**
Q8-7580-A

TITAN RETRACTOR KITS WITH OCCUPANT RESTRAINTS

FLOOR ANCHOR TYPE	ATTACHMENT STYLE	KIT PN	PN IN KIT	QTY	OCCUPANT RESTRAINT
L TRACK 	J-HOOK	AL812S-4C	AL800855S AL700727HA	4 1	 AL700727HA
SNC 	J-HOOK	AL860S-4C-SNC	AL800944S-SNC Q8-7580-A AL700727HA	4 4 1	 AL700727HA
L TRACK 	J-HOOK	AL812S-4C-7	AL800855S AL700868-4	4 1	 AL700868-4

TITAN RETRACTOR KITS WITHOUT OCCUPANT RESTRAINTS

FLOOR ANCHOR TYPE	ATTACHMENT STYLE	KIT PN	PN IN KIT	QTY	OCCUPANT RESTRAINT
L TRACK	J-HOOK	AL827S-4C	AL800855S	4	<p>For available Occupant Restraints, refer to pages 20-25.</p> <p> WARNING Always secure the occupant in the vehicle with a complete Sure-Lok Occupant Restraint System, consisting of lap and shoulder belts. Secure the wheelchair in the vehicle with a Sure-Lok Wheelchair Tie-Down System.</p>
SNC	J-HOOK	AL861S-4C-SNC	AL800944S-SNC Q8-7580-A	4 4	

AL700 TITAN SERIES SYSTEMS

With its distinctive blue webbing and highly-visible, yellow “locked” indicator tag, the AL700 Titan Retractor Series lets operators know when the retractor is in locked mode. This auto-tension, auto-lock wheelchair securement system allows operators to quickly secure a wheelchair in seconds – with only one hand. The Titan Retractor System has a low-profile bracket and a sleeker, cleaner retractor case with a stud fitting to attach the occupant restraint system.



ACCESSORIES

AL701061

Series L Connector Assembly Kit

This kit converts AL700 Titan Series and FF600 Series wheelchair tie-down retractor assemblies to a Series L Track application.



AL701052 - 14

Series A Connector Assembly Kit

This kit converts AL700 Titan Series and FF600 Series wheelchair tie-down retractor assemblies to a Series A Track application.



Q8-7580SL

SNC Cleat Connector Assembly Kit

This kit converts AL700 Titan Series and FF600 Series wheelchair tie-down retractor assemblies to a SNC Cleat fitting application.



STANDARDS COMPLIANCE

AL700 Titan Series Systems when properly used with a complete Sure-Lok System, comprised of wheelchair tie-down, a complete occupant restraint system (including lap and shoulder belt), track and anchorages are designed to meet the following requirements where applicable:

- 30mph/20g Impact Test Criteria per SAE J2249
- 30mph/20g Impact Test Criteria per National Standards for School Buses
- 30mph/20g Impact Test Criteria per Canadian Z605 Standard
- 30mph/20g Impact Test Criteria per ISO 10542 Standard
- 49 CFR Part 38 Americans with Disabilities Act (ADA)
- 49 CFR Part 571.222 (FMVSS 222) School Bus Passenger Seating and Crash Protection
- FMVSS 302 Flammability Test
- Certificates of Conformance available upon request.



WARNING

Always secure the occupant in the vehicle with a complete Sure-Lok Occupant Restraint System, consisting of lap and shoulder belts. Secure the wheelchair in the vehicle with a Sure-Lok Wheelchair Tie-Down System.

1. The AL700 Titan Series retractors have distinctive blue webbing and a highly-visible, yellow “locked” indicator tag, letting operators know when the retractor is in locked mode.
2. S-hook configuration makes it easy for operators to quickly secure a wheelchair in seconds – with only one hand – and keeps webbing flat and untwisted when properly attached to the wheelchair.
3. The low-profile bracket on the AL700 Titan Series retractor is close to the ground and the chrome-plated case provides a cleaner, sleeker appearance.
4. Titan’s low-profile design minimizes interference with most wheelchairs. With the auto-tensioning feature, webbing automatically retracts into the housing and stays off the floor – keeping it cleaner and longer lasting.
5. The stud fitting, located at the top of the retractor case, provides an easy attachment point for integrated occupant restraint systems.

AL700 TITAN SERIES SYSTEMS

Determine which Titan Retractor System is right for you. Select the Floor Anchor type you have or want installed. Then just order the corresponding kit part number. It's that easy. Retractor assembly part numbers are listed in the chart below and retractor kit part numbers are in the charts on the opposite page. For more information on occupant restraints, refer to pages 20-25.



EXAMPLE OF KIT AL712S-4C

AL700907S

AL700855S



AL700907S

AL700727HA







AL700855S

L TRACK	A TRACK	SNC	
AL700855S	AL700857S	AL700944S-SNC	RIGHT HAND RETRACTOR S-HOOK (pictured)
AL700907S	AL700925S	AL700945S-SNC	LEFT HAND RETRACTOR S-HOOK
			




**SNC
FLOOR ANCHOR
Q8-7580-A**

TITAN RETRACTOR KITS WITH OCCUPANT RESTRAINTS

FLOOR ANCHOR TYPE	ATTACHMENT STYLE	KIT PN	PN IN KIT	QTY	OCCUPANT RESTRAINT
L TRACK 	S-HOOK	AL712S-4C	AL700855S AL700907S AL700727HA	2 2 1	 AL700727HA
A TRACK 	S-HOOK	AL715S-4C	AL700857S AL700925S AL700727HA	2 2 1	
SNC 	S-HOOK	AL760S-4C-SNC	AL700944S-SNC AL700945S-SNC AL700727HA Q8-7580-A	2 2 1 4	 AL700868-4
L TRACK 	S-HOOK	AL712S-4C-7	AL700855S AL700907S AL700868-4	2 2 1	

TITAN RETRACTOR KITS WITHOUT OCCUPANT RESTRAINTS

FLOOR ANCHOR TYPE	ATTACHMENT STYLE	KIT PN	PN IN KIT	QTY	OCCUPANT RESTRAINT
L TRACK	S-HOOK	AL727S-4C	AL700855S AL700907S	2 2	<p>For available Occupant Restraints, refer to pages 20-25.</p> <p> WARNING Always secure the occupant in the vehicle with a complete Sure-Lok Occupant Restraint System, consisting of lap and shoulder belts. Secure the wheelchair in the vehicle with a Sure-Lok Wheelchair Tie-Down System.</p>
A TRACK	S-HOOK	AL728S-4C	AL700857S AL700925S	2 2	
SNC	S-HOOK	AL761S-4C-SNC	AL700944S-SNC AL700945S-SNC Q8-7580-A	2 2 4	

FF600 RETRACTOR SERIES SYSTEMS

The FF600 Retractor System is a proven and convenient way to secure passengers in wheelchairs. Our dual, 24-teeth sprocket mechanism enables the user to more easily increase tension on the webbing. And the versatility of the system offers users a choice – S-hook or Buckle & Tab hardware attachment styles.



ACCESSORIES

AL701061

Series L Connector Assembly Kit

This kit converts AL700 Titan Series and FF600 Series wheelchair tie-down retractor assemblies to a Series L Track application.



AL701052 - 14

Series A Connector Assembly Kit

This kit converts AL700 Titan Series and FF600 Series wheelchair tie-down retractor assemblies to a Series A Track application.



Q8-7580SL

SNC Connector Assembly Kit

This kit converts AL700 TITAN Series and FF600 Series wheelchair tie-down retractor assemblies to a SNC Cleat fitting application.



STANDARDS COMPLIANCE

FF600 Retractor Series Systems when properly used with a complete Sure-Lok System, comprised of wheelchair tie-down, a complete occupant restraint system (including lap and shoulder belt), track and anchorages are designed to meet the following requirements where applicable:

- 30mph/20g Impact Test Criteria per SAE J2249
- 30mph/20g Impact Test Criteria per National Standards for School Buses
- 30mph/20g Impact Test Criteria per Canadian Z605 Standard
- 30mph/20g Impact Test Criteria per ISO 10542 Standard
- 49 CFR Part 38 Americans with Disabilities Act (ADA)
- 49 CFR Part 571.222 (FMVSS 222) School Bus Passenger Seating and Crash Protection
- FMVSS 302 Flammability Test
- Certificates of Conformance available upon request.




WARNING

Always secure the occupant in the vehicle with a complete Sure-Lok Occupant Restraint System, consisting of lap and shoulder belts. Secure the wheelchair in the vehicle with a Sure-Lok Wheelchair Tie-Down System.

1. Our track fittings are specifically designed to ensure free pivoting action for optimum belt alignment to the securement point on the wheelchair.
2. D-ring configuration provides an easy attachment point for the snap hook on an integrated occupant restraint system.
3. The ergonomically designed handle is quick and easy to grasp when applying tension to the retractor webbing. The chrome-plated metal cover provides a strong, durable finish.
4. The FF600 Series positive-locking retractor offers a choice for operators to tension the retractor to the desired load, locking the webbing at any length, including when fully retracted into the housing.
5. Retractor systems featuring Integrated Combination Belts are the most convenient securement system choice for operators.

FF600 RETRACTOR SERIES SYSTEMS





Determine which FF600 Retractor System is right for you. Select the Floor Anchor type you have or want installed, and choose the attachment style. Then just order the corresponding kit part number. It's that easy. Retractor assembly part numbers are listed in the chart below and retractor kit part numbers are in the charts on the opposite page. For more information on occupant restraints, refer to pages 20-25.







L TRACK	A TRACK	SNC	
FE200855S	FE200857S	FE200944S-SNC	RIGHT HAND RETRACTOR S-HOOK
FE200907S	FE200925S	FE200945S-SNC	LEFT HAND RETRACTOR S-HOOK
FE200855	FE200857	FE200944-SNC	RIGHT HAND RETRACTOR BUCKLE & TAB
FE200907	FE200925	FE200945-SNC	LEFT HAND RETRACTOR BUCKLE & TAB
			



RETRACTOR KITS WITH OCCUPANT RESTRAINTS

FLOOR ANCHOR TYPE	ATTACHMENT STYLE	KIT PN	PN IN KIT	QTY	OCCUPANT RESTRAINT
L TRACK 	S-HOOK	FF612S-4C	FE200855S FE200907S FE200727HA	2 2 1	 FE200727HA
	BUCKLE & TAB	FF612S-4C	FE200855 FE200907 FE200727HA	2 2 1	
A TRACK 	S-HOOK	FF615S-4C	FE200857S FE200925S FE200727HA	2 2 1	
	BUCKLE & TAB	FF615-4C	FE200857 FE200925 FE200727HA	2 2 1	
SNC 	S-HOOK	FF660S-4C-SNC	FE200944S-SNC FE200945S-SNC FE200727HA Q8-7580-A	2 2 1 4	
	BUCKLE & TAB	FF660-4C-SNC	FE200944-SNC FE200945-SNC FE200727HA Q8-7580-A	2 2 1 4	

RETRACTOR KITS WITHOUT OCCUPANT RESTRAINTS

FLOOR ANCHOR TYPE	ATTACHMENT STYLE	KIT PN	PN IN KIT	QTY	OCCUPANT RESTRAINT
L TRACK 	S-HOOK	FF627S-4C	FE200855S FE200907S	2 2	<p>For available Occupant Restraints, refer to pages 20-25.</p> <p>WARNING  Always secure the occupant in the vehicle with a complete Sure-Lok Occupant Restraint System, consisting of lap and shoulder belts. Secure the wheelchair in the vehicle with a Sure-Lok Wheelchair Tie-Down System.</p>
	BUCKLE & TAB	FF627-4C	FE200855 FE200907	2 2	
A TRACK 	S-HOOK	FF628S-4C	FE200857S FE200925S	2 2	
	BUCKLE & TAB	FF628-4C	FE200857 FE200925	2 2	
SNC 	S-HOOK	FF661S-4C-SNC	FE200944S-SNC FE200945S-SNC Q8-7580-A	2 2 4	
	BUCKLE & TAB	FF661-4C-SNC	FE200944-SNC FE200945-SNC Q8-7580-A	2 2 4	

FE500 MANUAL SERIES SYSTEMS

The FE500 System has been relied upon for nearly 20 years, offering maximum versatility and a quick, simple operation. As our most economical solution, the easy-to-use securement system is available in a variety of buckle assemblies and attachment styles to offer users a choice.



STANDARDS COMPLIANCE

FE500 Manual Series Systems when properly used with a complete Sure-Lok System, comprised of wheelchair tie-down, a complete occupant restraint system (including lap and shoulder belt), track and anchorages are designed to meet the following requirements where applicable:

- 30mph/20g Impact Test Criteria per SAE J2249
- 30mph/20g Impact Test Criteria per National Standards for School Buses
- 30mph/20g Impact Test Criteria per Canadian Z605 Standard
- 30mph/20g Impact Test Criteria per ISO 10542 Standard
- 49 CFR Part 38 Americans with Disabilities Act (ADA)
- 49 CFR Part 571.222 (FMVSS 222) School Bus Passenger Seating and Crash Protection
- FMVSS 302 Flammability Test
- Certificates of Conformance available upon request.



1. The FE500 Manual Series Systems offer an economical solution for your wheelchair securement needs.
2. Cam Buckle tie-downs are easy to use and are designed for attachment to the front securement point of the wheelchair only.
3. Overcenter Buckle tie-downs can be used in the front or rear securement points of the wheelchair. They are quick and easy to operate and are a popular choice.
4. Shown with Ratchet Buckle tie-downs, the Parallel Lap Belt attaches directly to the floor track and provides an occupant restraint system that secures the passenger separately and independently from the wheelchair securement system.
5. Once you have the wheelchair centered between the tracks and locked, you are then ready to secure the wheelchair and the occupant.
6. The highly adaptable, 1 inch wide tie-down uses a snap hook and D-ring configuration. It provides easy attachment to a variety of wheelchair designs allowing the webbing to conform to the structural frame of the wheelchair, minimizing scratches and dents.



WARNING

Always secure the occupant in the vehicle with a complete Sure-Lok Occupant Restraint System, consisting of lap and shoulder belts. Secure the wheelchair in the vehicle with a Sure-Lok Wheelchair Tie-Down System.

FE500 MANUAL SERIES SYSTEMS

Determine which FE500 System is right for you. Select the Floor Anchor type you have or want installed, and choose the attachment style. Then just order the corresponding kit part number. It's that easy. Tie-down assembly part numbers are listed in the chart below and tie-down kit part numbers are in the charts on the opposite page. For more information on occupant restraints, refer to pages 20-25.



EXAMPLE OF KIT FE514S-1



CAM BUCKLE	OVERCENTER BUCKLE	RATCHET BUCKLE	L TRACK
FE200602	FE200603	FE200783	SNAP HOOK & D RING
FE200602RS	FE200603RS	FE200783RS	RIGHT HAND S-HOOK
FE200602LS	FE200603LS	FE200783LS	LEFT HAND S-HOOK

CAM BUCKLE	OVERCENTER BUCKLE	RATCHET BUCKLE	A TRACK
FE200619	FE200620	FE200782	SNAP HOOK & D RING
FE200619RS	FE200620RS	FE200782RS	RIGHT HAND S-HOOK
FE200619LS	FE200620LS	FE200782LS	LEFT HAND S-HOOK





WARNING

Always use two of the same, identical style buckle tie-downs for attachment to the front securement points of the wheelchair and two of the same, identical style buckle tie-downs for attachment to the rear securement points. Mixing types of tie-downs may not provide equal tension and could result in the wheelchair not being properly secured.


WARNING

Always use Ratchet or Overcenter Buckle tie-downs for attachment to the rear securement points of the wheelchair. Never use Cam Buckle tie-downs for attachment to the rear securement points of the wheelchair as they will not meet system performance requirements.

FE500 KITS WITHOUT OCCUPANT RESTRAINTS

FLOOR ANCHOR TYPE	ATTACHMENT STYLE	KIT PN	PN IN KIT	QTY	OCCUPANT RESTRAINT	
L TRACK 	SNAP HOOK & D-RING	FE514	FE200602 FE200603	2 2	<p>For available Occupant Restraints, refer to pages 20-25.</p> <p>WARNING Always secure the occupant in the vehicle with a complete Sure-Lok Occupant Restraint System, consisting of lap and shoulder belts. Secure the wheelchair in the vehicle with a Sure-Lok Wheelchair Tie-Down System.</p>	
		FE517	FE200603	4		
		FE522	FE200602 FE200783	2 2		
		FE523	FE200783	4		
	S-HOOK	FE514S	FE200602RS FE200602LS FE200603RS FE200603LS	1 1 1 1		
		FE517S	FE200603RS FE200603LS	2 2		
		FE522S	FE200602RS FE200602LS FE200783RS FE200783LS	1 1 1 1		
		FE523S	FE200783RS FE200783LS	2 2		
	A TRACK 	SNAP HOOK & D-RING	FE501	FE200619 FE200620		2 2
			FE510	FE200620		4
			FE520	FE200619 FE200782		2 2
			FE521	FE200782		4
S-HOOK		FE501S	FE200619RS FE200619LS FE200620RS FE200620LS	1 1 1 1		
		FE501S	FE200620RS FE200620LS	2 2		
		FE520S	FE200619RS FE200619LS FE200782RS FE200782LS	1 1 1 1		
		FE521S	FE200782RS FE200782LS	2 2		

FE500 KITS WITH OCCUPANT RESTRAINTS

FLOOR ANCHOR TYPE	ATTACHMENT STYLE	KIT PN	PN IN KIT	QTY	OCCUPANT RESTRAINT
L TRACK 	S-HOOK	FE514S-1	FE200602RS FE200602LS FE200603RS FE200603LS Q5-7571-A	1 1 1 1 4	FE200595 FE200710 See example of this kit on previous page.
	SNAP HOOK & D-RING	FE576	FE200602 FE200603 FE200595 FE200599	2 2 1 1	FE200599 FE200595

OCCUPANT RESTRAINT SYSTEMS

Sure-Lok Occupant Restraint Systems provide a wide range of options, allowing you to select the products that are best suited for the needs of each user and the layout of each vehicle.



ACCESSORIES

FE200745

Sidewall Mounting Kit

This kit provides an installation point on vehicle sidewall for the web guide of fixed-point shoulder belts.



FE200747

Series L Track Mounting Kit

This kit allows semi-permanent mounting of fixed-point shoulder belts into Series L Track on the vehicle sidewall.



FE200736

Series L Track Adjustable Sidewall Mounting Kit

This kit converts fixed-point occupant restraints to a Series L Track application on vehicle sidewall. Used with FE201037 or FE201039 Mounting Kit on the bottom retractor, retractable fixed-point occupant restraints can then be moved along vehicle tracks without the use of tools.



STANDARDS COMPLIANCE

Occupant Restraint Systems when properly used with a complete Sure-Lok System, comprised of wheelchair tie-down, a complete occupant restraint system (including lap and shoulder belt), track and anchorages are designed to meet the following requirements where applicable:

- 30mph/20g Impact Test Criteria per SAE J2249
- 30mph/20g Impact Test Criteria per National Standards for School Buses
- 30mph/20g Impact Test Criteria per Canadian Z605 Standard
- 30mph/20g Impact Test Criteria per ISO 10542 Standard
- 49 CFR Part 38 Americans with Disabilities Act (ADA)
- 49 CFR Part 571.222 (FMVSS 222) School Bus Passenger Seating and Crash Protection
- FMVSS 302 Flammability Test
- Certificates of Conformance available upon request.



1. Securing a passenger in a wheelchair with correct placement of the lap and shoulder belt is extremely important for the safety of the passenger as well as for your own peace of mind.
2. Occupant restraints are designed with a single push-button buckle for quick release of the occupant.
3. The operator can adjust the height of the shoulder belt to achieve proper position and comfort on the occupant.
4. Proper placement of the occupant restraint is necessary to a passenger's protection.

ACCESSORIES

FE201037

Series L Track Mounting Kit for Occupant Restraint Retractors

This kit converts fixed-point retractable occupant restraint retractors to Series L Track application on vehicle floor. Used with FE200736 Series L Track Adjustable Sidewall Mounting Kit, retractable fixed-point occupant restraints can be moved along Series L Track with out the use of tools.



FE201039

Series A Track Mounting Kit for Occupant Restraint Retractors

This kit converts fixed-point retractable occupant restraint retractors to Series A Track application on vehicle floor. Used with FE200736 Series L Track Adjustable Sidewall Mounting Kit, retractable fixed-point occupant restraints can be moved along Series A vehicle floor track and Series L vehicle sidewall track without the use of tools.



WARNING

Always secure the occupant in the vehicle with a complete Sure-Lok Occupant Restraint System, consisting of lap and shoulder belts. Secure the wheelchair in the vehicle with a Sure-Lok Wheelchair Tie-Down System.



WARNING

Sure-Lok Occupant Restraint Systems are not postural supports and should never be used for that purpose.

PARALLEL LAP BELTS

The Parallel Lap Belt attaches directly to the floor track or plates and used with a shoulder belt provides a complete occupant restraint system that secures the passenger separately and independently from the wheelchair securement system. Each Premium Lap Belt contains three push-button buckles for greater versatility of attachment, two webbing adjusters for increased placement capability and web stiffeners for ease of installation. Each Standard Lap Belt contains a single push-button buckle and two webbing adjusters for increased placement capability.

⚠ WARNING

Parallel Lap Belts are not wheelchair securements. Secure the wheelchair with a Sure-Lok Wheelchair Tie-Down System.

⚠ WARNING

Always secure the occupant in the vehicle with a complete Sure-Lok Occupant Restraint System, consisting of lap and shoulder belts. Secure the wheelchair in the vehicle with a Sure-Lok Wheelchair Tie-Down System.

FE200600 Length 108"

Premium Lap Belt For Series L Track



FE200612 Length 108"

Premium Lap Belt For Series A Track



FE200594 Length 98"

Standard Lap Belt For Series L Track



FE200601 Length 98"

Standard Lap Belt For Series A Track



INTEGRATED LAP BELTS

The Integrated Lap Belt attaches directly to the rear tie-down assemblies of the wheelchair securement system. Used with a shoulder belt, it provides a complete occupant restraint system that is an "integrated" part of the wheelchair securement. Each Integrated Lap Belt contains a single push-button buckle and webbing adjuster(s) for increased placement capability.

AL700842 Length 96"

Integrated Lap Belt

Integrated Lap Belt with triangular fittings to attach to stud on rear wheelchair tie-down retractor assemblies.

For use with AL700 Titan Series Systems only.



FE200842 Length 96"

Integrated Lap Belt

Integrated Lap Belt with snap hooks to attach to D-rings on rear wheelchair tie-down assemblies.



FE200595 Length 80"

Integrated Lap Belt

Integrated Lap Belt with snap hooks to attach to D-rings on rear wheelchair tie-down assemblies.

For use with FE500 Manual Series Systems only.



FE200637-14 Length 13"

FE200637-020-14 Length 20"

Lap Belt Extension



INTEGRATED COMBINATION BELTS

The Integrated Combination Belt provides a shoulder belt and integrated lap belt that are incorporated into a fully retractable unit. It combines the automatic adjustability of a shoulder belt with the easy installation of an integrated lap belt. The web guide can be mounted directly to vehicle sidewall or Series L Track with FE200745, FE200747 or FE200736 Mounting Hardware Kit. Retractor can be mounted to vehicle floor or sidewall, or can be converted from fixed-point to track application with FE200747, FE201037 or FE201039 Mounting Hardware Kit.

AL700727 **AL700856** Integrated Combination Belt

Integrated Combination Belt with triangular fittings to attach lap belt to stud on rear wheelchair tie-down retractor assemblies. A Velcro strap is provided to keep belt against the vehicle sidewall when not in use.

The **AL700856** is designed to allow the retractor to be installed on a sidewall rail, which is typically mounted 10" above the vehicle floor.

For use with AL700 Titan Series Systems only.



FE200727 **FE200856** Integrated Combination Belt

Integrated Combination Belt with snap hooks to attach lap belt to D-rings on rear wheelchair tie-down assemblies. A Velcro strap is provided to keep belt against the vehicle sidewall when not in use.

The **FE200856** is designed to allow the retractor to be installed on a sidewall rail, which is typically mounted 10" above the vehicle floor.



AL700727HA **AL700856HA** Integrated Combination Belt with Height Adjuster

Integrated Combination Belt with triangular fittings to attach lap belt to stud on rear wheelchair tie-down retractor assemblies. Height Adjuster provides nearly 12" of vertical adjustment to allow proper shoulder belt placement on the occupant. A Velcro strap is provided to keep belt against the vehicle sidewall when not in use.

The **AL700856HA** is designed to allow the retractor to be installed on a sidewall rail, which is typically mounted 10" above the vehicle floor.

For use with AL700 Titan Series Systems only.



FE200727HA **FE200856HA** Integrated Combination Belt with Height Adjuster

Integrated Combination Belt with snap hooks to attach lap belt to D-rings on rear tie-down assemblies. Height Adjuster provides nearly 12" of vertical adjustment to allow proper shoulder belt placement on the occupant. A Velcro strap is provided to keep belt against the vehicle sidewall when not in use.

The **FE200856HA** is designed to allow the retractor to be installed on a sidewall rail, which is typically mounted 10" above the vehicle floor.



DUAL RETRACTABLE INTEGRATED COMBINATION BELTS

The Dual Retractable Integrated Combination Belt offers two retractors for easier webbing adjustment. The height of the belt can be adjusted for proper shoulder belt placement on the occupant simply by pushing a release button on the upper retractor. In addition to this feature, this belt can be moved front to back along the vehicle sidewall, without the use of tools, by simply removing the L fittings from the vehicle track.

AL700868-2 **AL700868-4** Dual Retractable Integrated Combination Belt

Dual Retractable Integrated Combination Belt with triangular fittings to attach lap belt to stud on rear wheelchair tie-down retractor assemblies and a flat mounting bracket on the upper retractor.

The **AL700868-4** offers an angled mounting bracket on the upper retractor to accommodate angled vehicle sidewall wire molding.

For use with AL700 Titan Series Systems Only.



FE200868-2 **FE200868-4** Dual Retractable Integrated Combination Belt

Dual Retractable Integrated Combination Belt with snap hooks to attach lap belt to D-rings on rear wheelchair tie-down assemblies and a flat mounting bracket on the upper retractor.

The **FE200868-4** offers an angled mounting bracket on the upper retractor to accommodate angled vehicle sidewall wire molding.



SHOULDER BELTS

FE200599 Length 52"

FE200732 Length 82"

Non-Retractable Shoulder Belt for Series L Track

Non-Retractable Shoulder Belt attaches to Series L Track on vehicle sidewall, providing increased positioning flexibility for multiple station vehicles.



FE200613 Length 52"

FE200716 Length 82"

Non-Retractable Shoulder Belt for Series A Track

Non-Retractable Shoulder Belt attaches to Series A Track on vehicle sidewall, providing increased positioning flexibility for multiple station vehicles.



FE200599HA Length 72"

Non-Retractable Shoulder Belt with Height Adjuster

Non-Retractable Shoulder Belt attaches to Series L Track on vehicle sidewall and floor, providing increased positioning flexibility for multiple station vehicles. Height Adjuster provides nearly 12" of vertical adjustment to allow proper shoulder belt placement on the occupant. A Velcro strap is provided to keep belt against the vehicle sidewall when not in use.



FE200710 Length 52"

FE200710L Length 82"

Non-Retractable Fixed Point Shoulder Belt

Non-Retractable Fixed-Point Shoulder Belt can be mounted directly to the vehicle sidewall or Series L Track with FE200745, FE200747 or FE200736 Mounting Hardware Kit.



FE200710HA Length 72"

Non-Retractable Fixed-Point Shoulder Belt with Height Adjuster

Non-Retractable Fixed-Point Shoulder Belt web guide can be mounted directly to the vehicle sidewall or Series L Track with FE200745, FE200747 or FE200736 Mounting Hardware Kit. Bottom bracket can be mounted to the vehicle floor or sidewall, or can be converted from a fixed-point to a track application with FE200747, FE201037 or FE201039 Mounting Hardware Kit. Height Adjuster provides nearly 12" of vertical adjustment to allow proper shoulder belt placement on the occupant. A Velcro strap is provided to keep belt ends up against the vehicle sidewall when not in use.



Hardware shown is included on the following occupant restraint systems:

- AL700727(HA)
- AL700856(HA)
- FE200727(HA)
- FE200856(HA)
- FE200710(HA)
- FE200710L
- FE200604(HA)
- FE200604L



SHOULDER BELTS

FE200865 Length 63"

Non-Retractable Fixed-Point Shoulder Belt with Quick Disconnect

The Quick Disconnect Shoulder Belt can be mounted to the existing original equipment shoulder belt anchor bolt. This allows it to be used along with the original equipment shoulder belt. The Quick Disconnect Shoulder Belt can be easily removed, by using the single push-button buckle, allowing a passenger sitting on the flip seat to use the original equipment shoulder belt. When a wheelchair is placed in the same area, the Quick Disconnect Shoulder Belt connects to its short anchor strap by using the single push-button buckle.



FE200936 Length 100"

Retractable Fixed-Point Shoulder Belt

Retractable Fixed-Point Shoulder Belt provides automatic webbing adjustment for proper shoulder belt placement on the occupant. Retractor can be mounted directly to the upper point of vehicle sidewall with mounting hardware included.



FE200604 Length 112"

FE200604L Length 136"

Retractable Fixed-Point Shoulder Belt

Retractable Fixed-Point Shoulder Belt provides automatic webbing adjustment. Web guide can be mounted directly to the vehicle sidewall or Series L Track with FE200745, FE200747 or FE200736 Mounting Hardware Kit. Retractor can be mounted to the vehicle floor or sidewall, or can be converted from a fixed-point to a track application with FE200747, FE201037 or FE201039 Mounting Hardware Kit.



FE200604HA Length 136"

Retractable Fixed-Point Shoulder Belt with Height Adjuster

Retractable Fixed-Point Shoulder Belt provides automatic webbing adjustment. Web guide can be mounted directly to the vehicle sidewall or Series L Track with FE200745, FE200747 or FE200736 Mounting Hardware Kit. Retractor can be mounted to the vehicle floor or sidewall, or can be converted from a fixed-point to a track application with FE200747, FE201037 or FE201039 Mounting Hardware Kit. Height Adjuster provides nearly 12" of vertical adjustment to allow proper shoulder belt placement on the occupant. A Velcro strap is provided to keep belt against the vehicle sidewall when not in use.



WARNING

Always secure the occupant in the vehicle with a complete Sure-Lok Occupant Restraint System, consisting of lap and shoulder belts. Secure the wheelchair in the vehicle with a Sure-Lok Wheelchair Tie-Down System.

OMNI FLOOR ANCHOR SYSTEMS

All OMNI Floor Anchor Systems feature stainless steel or aluminum materials designed for demanding transportation environments. It has always been recommended that tie-downs match with the brand of their floor anchorages. Now with the OMNI series you can reduce your liability and know that your products are tested and certified for both Q'Straint and Sure-Lok systems.

WARNING

Using OMNI anchorages and track make it possible to use both Q'Straint and Sure-Lok tiedowns. Every retractor in a wheelchair position must be EITHER from Q'Straint or Sure-Lok -- never mix brand on a four-point securement. OMNI anchorages are strictly tested and certified to be used with approved Q'Straint and Sure-Lok systems. Other non-approved systems should not be used with OMNI anchorages at any time.

FE750NA100-04-3

Regular Series L-Track Pre-Drilled

- 100" (254cm) in length
- Standard 82 degree countersunk holes are pre-drilled every 4" (102mm)
- Accommodates 5/16" (8mm) bolts



FE752NA100-04-3

Surface Angled Series L-Track Pre-Drilled

- 100" (254cm) in length
- Standard 82 degree countersunk holes are pre-drilled every 4" (102mm)
- Accommodates 5/16" (8mm) bolts



FE753NA100-04-3

Flange Series L-Track Pre-Drilled

- 100" (254cm) in length
- Standard 82 degree countersunk holes are pre-drilled every 4" (102mm)
- Accommodates 5/16" (8mm) bolts



Q5-7570-A

L-Pocket with Cover

L-Track Floor Pocket with Cover
(2) 5/16" (8mm) Bolts 1.5" (38mm) in length
Washer and (2) Hex Nuts



FE201163

Flush Mount L-Pocket

L-Track Floor Plate
7/16" (11mm) Bolt 3.5" (89mm) in length
Washer and Hex Nut



Q5-7571-A

Oval L-Pocket4 (.26" diameter)

L-Track Floor Pocket
3/8" (9.5mm) Bolt 2.5" (63.5mm) in length
Washer and Hex Nut



Q8-7580-A

Slide 'N Click Floor Anchor

Bottom Assembly
3/8" (9.5mm) Bolt 2.5" (63.5mm) in length
Washer, Hex Nut and Blue Plug



Q5-8525-SC2

Slide 'N Click Stowage Bracket

- Bracket has passed the vibration and crash test and is designed to be mounted on the vehicle interior walls

Holds (2) Slide 'N Click Retractors




Q5-8525-SC

Slide 'N Click Stowage Bracket

- Bracket has passed the vibration and crash test and is designed to be mounted on the vehicle interior walls

Holds (4) Slide 'N Click Retractors



FE201006

5/16"(8mm) Track Bolts



QC06058

End Cap for Flange Series L-Track



QC06059

End Cap for Surface Angled Series L-Track



SYSTEM ACCESSORIES

FE200739

Series L Track Double Lug Stud Fitting

This fitting is used as a bolt-on anchoring point for Series L Track applications where higher strength than the FE200744 is required.



FE200744

Series L Track Seat Stud Fitting

For use in mounting vehicle seats into Series L Track.



FE200751

Plastic Filler Strip

For use with Series L Track only. 25' per roll.



FE200742

Series A Floor Plate Kit

Kit includes: FE200740 (Qty. 1) Floor Plate FE200741 (Qty. 1) Backing Plate GR5 Carriage Bolts (Qty. 4) 3/8"-16 x 2" Nylon Lock Nuts (Qty. 4) 3/8"-16 Washers (Qty. 4) 3/8" I.D. x 2 1/2" O.D. x 1/16" Thick



GENERAL ACCESSORIES

8705 Premium Web Cutter

For use in emergency evacuations. Meets the requirements of the National Standards for School Buses.



FE200750 - 12" Quick Strap

FE200750-16 - 16" Quick Strap

Attaches to the structural frame of the wheelchair and provides a quick and easy attachment point for the tie-down.



FE200746

Vinyl Storage Container



FE2001145

Heavy Duty Storage Container



These containers provide practical and economical storage of the total system when not in use.

8726

Oversized Release Button for Wheelchair Tie-Down Retractors

Optional oversized release button easily fits over existing release lever. Button provides the operator with a larger release lever for the wheelchair tie-down retractor. Two per bag.



SIP009 Operation Decal - AL700 Titan Retractor Series

SIP008 Operation Decal - FF600 Retractor Series


SIP001 Operation Decal - FE500 Manual Series

SIP002 Maintenance Decal - Securement Systems

Operation and Maintenance Decals

Sure-Lok offers Operation and Maintenance Decals as a quick reference. The decals provide both textual and visual information on how to secure the wheelchair, restrain the occupant and how to care for the system. The decals have an adhesive backing to attach to the vehicle's interior.

Contact Customer Service to order your free copies.



SLCD03 DVD formatted

SLVHS03 VHS formatted

Safe & Secure Training Program

A valuable resource for new-hire and refresher training. The program incorporates a leader's guide, video, certificates of completion, interactive curriculum and covers a variety of important topics such as:

- Pre-Trip Assessment
- Sensitivity Training
- Component & Assembly Operation
- Securing the Wheelchair
- Securing the Occupant
- System Care and Maintenance

On-site training and certification available upon request.

View the Safe & Secure Training Video free of charge on our website at www.sure-lok.com



GO2 OXYGEN HOLDER



The Sure-Lok Oxygen (O₂) Cylinder Holder is designed to safely transport medical oxygen for personal use in school bus, paratransit, community transport, ambulance or non-emergency transportation vehicles. It helps to prevent O₂ cylinders from tipping, falling or becoming a projectile during a sudden stop or maneuver.

1. Ergonomic tightening and release knob with visual lock indicator to help ensure the GO2 is secured.
2. Two (2) anti-slip straps hold O₂ cylinders firmly in place.
3. Quick release lever adjusts easily to accommodate O₂ cylinders sizes from M2 to E.
4. Made of high grade anodized aluminum for durability and corrosion resistance. Weighs less than 6 lbs.
5. Mounts easily to existing Series L Track or pockets (excluding covered floor pockets) on vehicle floor and can be moved from one vehicle to another without the use of tools.

STANDARDS COMPLIANCE

- Dynamic crash test at 30mph/20g
- National School Transportation Specifications & Procedures, Support Equipment and Accessories, B.3 and IEP - IFSP Process, Guidelines, E.11
- Approved to the requirements of CEN standard - BS EN 1789:2007, Medical vehicles and their equipment.
- Ambulance Manufacturer's Division AMD Standard 003, Oxygen Tank Retention System

The GO2 is available in its original single cylinder holder configuration as well as a twin cylinder holder. This way, operators can accommodate multiple passengers that require O2 or that need a spare close at hand.

GO2
FE201122
Standard Configuration

GO2 TWIN
FE201122-2
Accommodates 2 O2 Cylinders

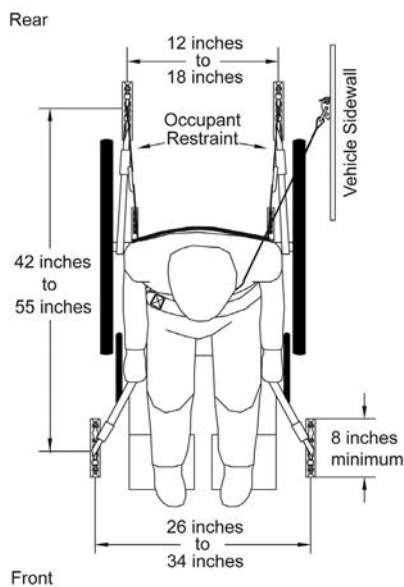


FLOOR ANCHOR SYSTEM APPLICATIONS

Sure-Lok recommends the following for floor anchor system layout and installation. These recommendations are not all-inclusive and may not be applicable to every system installation. For additional information regarding installation of track and corrosion potential of aluminum L Track, refer to our website at www.sure-lok.com.

Except as noted, the recommended installations on the following pages, when properly done, will comply with 49 CFR Part 571.222 (FMVSS 222) for School Bus Passenger Seating, Crash Protection and 30mph/20g Impact Test Criteria. Each Wheelchair Tie-Down and Occupant Restraint System must be carefully reviewed and approved by the installer to ensure installation meets applicable industry standards. Refer to applicable ADA, CSA, FMVSS, ISO, SAE and vehicle manufacturers' standards for additional information.

L TRACK APPLICATIONS



Series L Track Lengthwise Orientation

Recommended Installation:

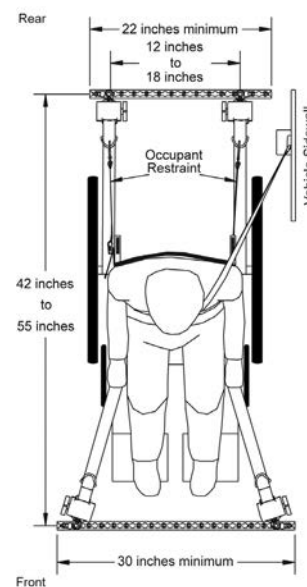
For lengthwise installation, use a minimum of four fasteners or fasteners at 4" intervals, whichever provides the greater number of fasteners.

Use flat head socket screws per ASTM F835 or equivalent. Minimum size is 5/16" (8mm).

Sure-Lok offers special cap screws to minimize corrosion potential. Series L Track Installation Hardware Kit, part number FE201006 includes 5/16" diameter 82° countersunk fasteners. For more information on Series L Track Installation Hardware Kit, refer to page 28.

The FE200762 and FE200765 are installed lengthwise with 3/8" grade 5 hex head bolts on 8" centers.

Use appropriate back-up washers as needed to comply with local and/or Federal requirements.



Series L Track Widthwise Orientation

Recommended Installation:

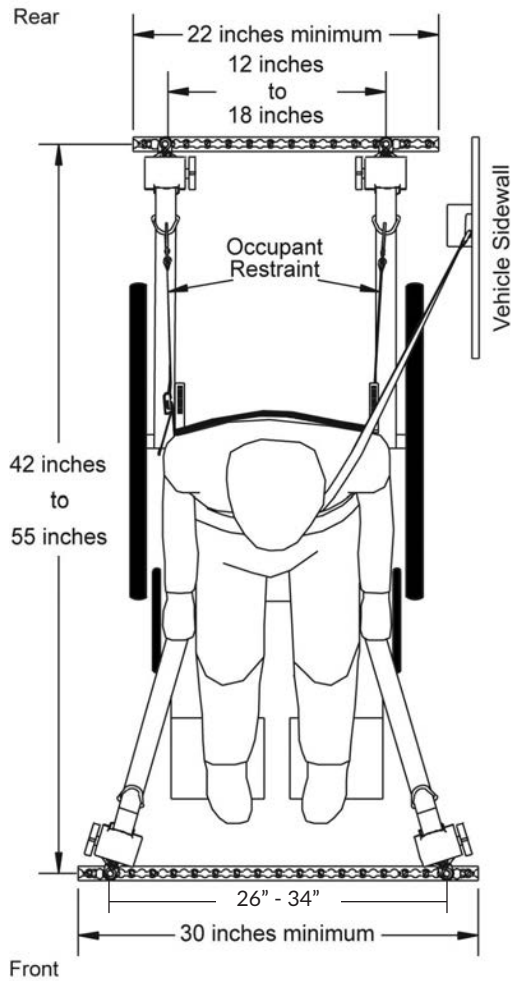
For widthwise installation, use a minimum of four fasteners or fasteners at 4" intervals, whichever provides the greater number of fasteners.

Use flat head socket screws per ASTM F835 or equivalent. Minimum size is 5/16" (8mm).

Sure-Lok offers special cap screws to minimize corrosion potential. Series L Track Installation Hardware Kit, part number FE201006 includes 5/16" diameter 82° countersunk fasteners. For more information on Series L Track Installation Hardware Kit, refer to page 28.

The FE200762 and FE200765 installed widthwise meets ADA strength requirements when used with 3/8" grade 5 hex head bolts on 8" centers. This application does not meet 30mph/20g Impact Test Criteria.

Use appropriate back-up washers as needed to comply with local and/or Federal requirements.



Series L Floor Plate Kits

Recommended Installation:

Sure-Lok Series L Floor Plate Kits come with installation hardware included. Each kit also comes with complete installation instructions.

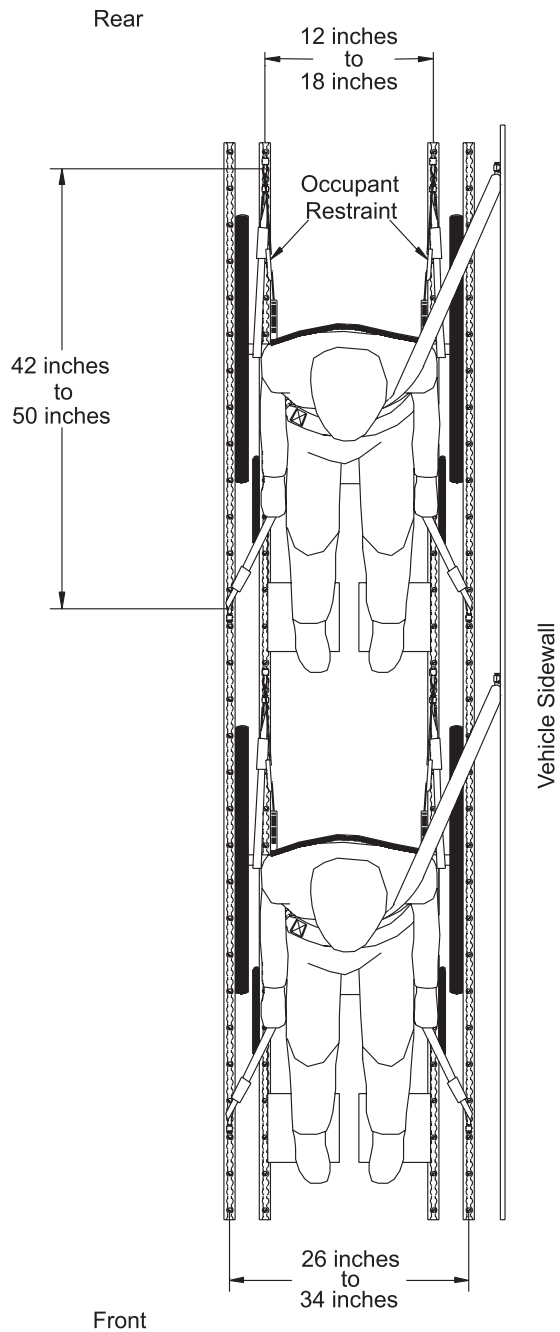
For Integrated Lap Belt, only two floor plates are needed at the rear.

WARNING

The Sure-Lok products that you select must be suitable for your particular application. Installation of products that are not suitable or are installed in an unsuitable manner may result in a failure of proper securement of the wheelchair and occupant. This failure can result in injury or death to the occupant, other passengers or driver and wheelchair damage.

WARNING

The vehicle floor and sidewall structures, where the system anchorages are attached, must have sufficient strength to meet applicable federal government and recommended industry standards.



Series L Track Multiple Positions

Recommended Installation:

Refer to recommended installation for lengthwise Series L Track on Page 32.

OMNI L-TRACK INSTALLATION GENERAL INFORMATION



This guide is provided to assist with the installation of OMNI track. If you have any questions or problems relating to your installation, please contact your nearest Q'Straint or Sure-Lok office. Please note the following:

1. The proper location of L track elements, within the securement area, is outlined in Fig. 1 (lengthwise) and Fig. 2 (widthwise).
2. Plan for routing of floorboards and trimming of floor coverings as required. It is recommended to use track as a template to mark center holes to be drilled.
3. Q'Straint and Sure-Lok recommend high-strength, plated fasteners per ASTM F835 or equal. It is recommended to use 5/16" or 8mm fasteners. Q'Straint and Sure-Lok offer 5/16" x 3" special high-strength fasteners with enhanced corrosion resistance as compared to standard zinc-plated bolts. Our fasteners have a special coating under the heads to seal out moisture and insulate electrically. These come in kit form with high-strength lock nuts and FMVSS 209 compliant backup washers. Ask for part number FE201006. Recommended torque for fasteners is 25 FT-LBS (34 Nm). Ensure that a minimum of 2 threads protrude beyond the nut.
4. Select appropriate backing washers or backing plates as needed depending on the specific style of the vehicle's floor structure and required vehicle regulations.
5. Consider the corrosion potential of surrounding elements and the long term effect of exposure to anticipated environmental influences. In addition, with any aluminum assembly, great care must be taken to avoid galvanic corrosion that is triggered by dissimilar materials or other sources of galvanic potential in the installation.
6. Inspect the underside of the vehicle floor and note utilities, frames, cross-members, fuel tanks or other possible obstructions before beginning installation.

In order to assist our customers with a successful installation, we provide the following information regarding potential corrosion problems and suggested solutions.

Environmental Corrosion: For optimal corrosion protection from atmospheric contaminants and solutions of salts, which are commonly found in floor areas of public transportation vehicles, a surface protection should be added to the aluminum L track. There is a range of suitable protection that can be applied. Anodizing and/or powder coating or epoxy paint are systems that have been used successfully.

Galvanic Corrosion: To avoid galvanic corrosion, a careful review of the materials used in the installation must be done. Stainless steel fasteners or other stainless steel elements in the installation will set up a significant galvanic potential that will result in destructive degradation of the aluminum material of the L track. Other materials or conditions may also provide a destructive galvanic potential in an installation. These must be eliminated or adequately electrically insulated.

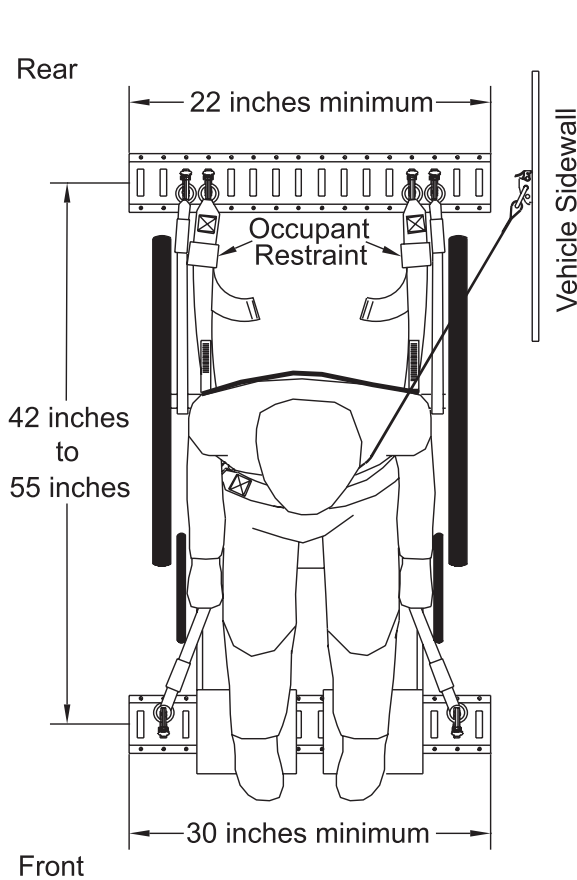
Floorboard Corrosion: There are some chemicals, which are present in common materials used in construction of public transportation vehicle floors that can be corrosive to aluminum. Exterior grade or marine grade plywood contains copper arsenic, among other chemicals, to preserve the wood. This chemical is very corrosive to aluminum and an adequate barrier must be provided between the floorboards and the track. Application of a suitable paint and/or plastic film barrier has been used successfully to separate the aluminum track from the corrosive elements of the floorboard material.

Chemical Corrosion: Other chemicals or corrosive solutions may be carried into the vehicle during operation and exposed to the aluminum L track. In order to minimize corrosion from this potential, the track should be cleaned periodically by the operator. The cleaning operation needs to include adequate drying by vacuuming or equivalent after the cleaning process.

Moisture Traps: Gaps between the track and the flooring materials, between the fastener head and the track, or between the backing plate and the floor, that can allow water to become trapped in these areas, should be caulked or otherwise filled to preclude the entrance of water. Trapped moisture will accelerate the potential for corrosion that may exist and must be avoided.

Although we have attempted to be as thorough as possible, there is always the possibility of unknown or unforeseen corrosion potential that may have come into effect in a given installation. Because of this, it must remain the responsibility of the company or group doing the design of the installation as to the acceptability of the final result.

A TRACK APPLICATIONS



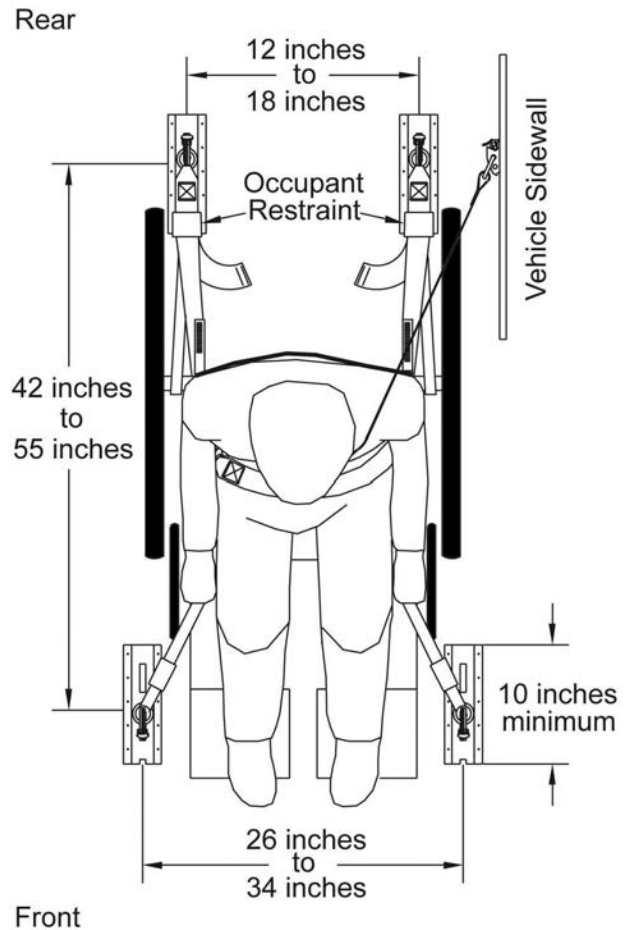
Heavy-Duty Series A Horizontal Track Widthwise Orientation

Recommended Installation for all Series A Track:

For widthwise installation, use a minimum of four fasteners or fasteners at 4" intervals on each side of the track, whichever provides the greater number of fasteners.

Use grade 5 or equivalent fasteners of 1/4" minimum size.

Use appropriate back-up washers as needed to comply with local and/or Federal requirements.



Heavy-Duty Series A Vertical Track Lengthwise Orientation

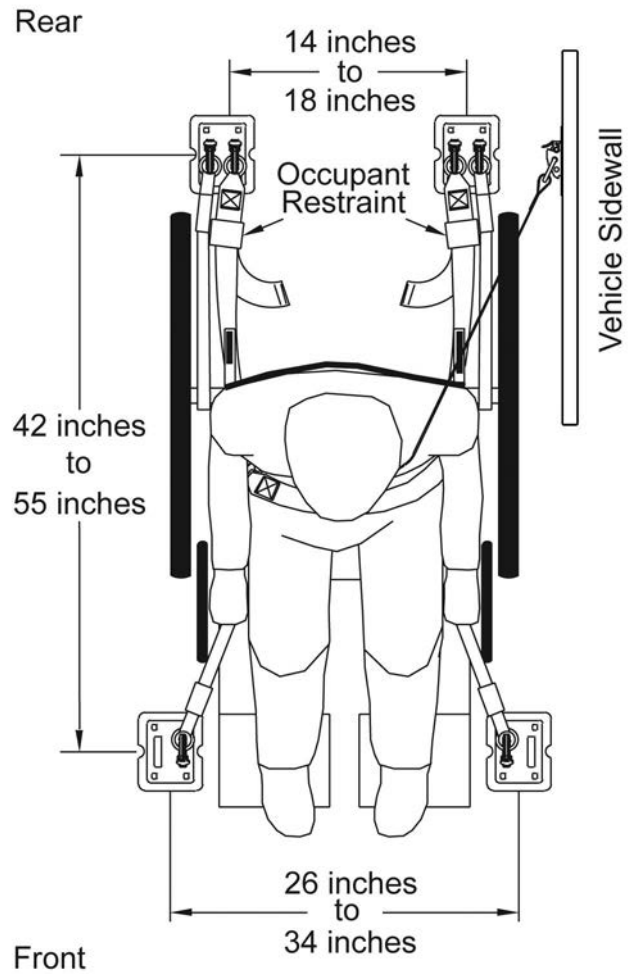
Recommended Installation for all Series A Track:

For lengthwise installation, use a minimum of four fasteners or fasteners at 4" intervals on each side of the track, whichever provides the greater number of fasteners.

Use grade 5 or equivalent fasteners of 1/4" minimum size.

Use appropriate back-up washers as needed to comply with local and/or Federal requirements.

A TRACK APPLICATIONS

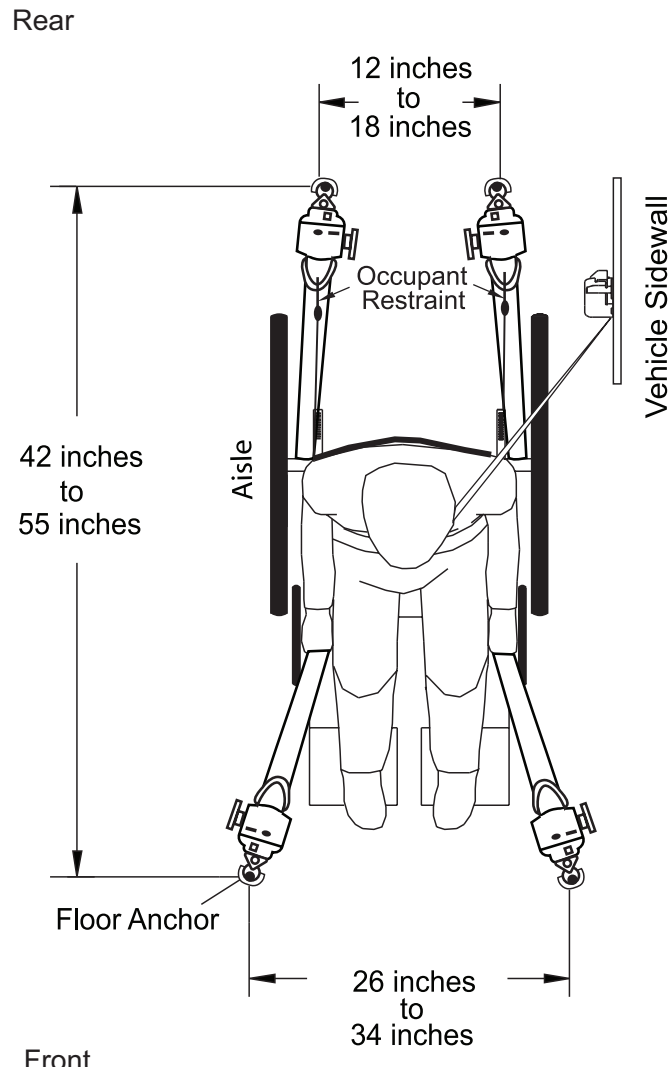


Heavy-Duty Series A Floor Plate Kit

Recommended Installation:

Sure-Lok Series A Floor Plate Kit comes with installation hardware included. Each kit also comes with complete installation instructions.

SNC APPLICATIONS



SNC Floor Anchor Fitting

Recommended Installation:

Sure-Lok SNC Floor Anchor Fitting comes with the Anchor Backing Plate Lock Washer and Nut. Each kit comes with complete installation instructions.

SURE-LOK  **K**®

Safe and Secure

400 S. GREENWOOD AVE. • SUITE 302 • EASTON, PA 18045
TEL: 866 SURE-LOK (787-3565) • FAX: 866 TIE-DOWN (843-3696)

WWW.SURE-LOK.COM

SAFETY YOU CAN BE SURE OF.